

# *CLIMATE PLUS*



**ULTRAVIOLET DISINFECTION CABINET**

**INSTRUCTION MANUAL**

**Model No.: CP-UV01**

## Product Use Instruction

1. Open the package and check the product, then check the list of accessories, including 1 instruction manual, 1 warranty card and 2 shelves.
2. Place the shelves as needed.
3. Clean the sterilizer liner by a semi-wet cloth.
4. Put a few slices of lemon or ginger in the sterilizer then run Auto mode 5 cycles without putting other things in the sterilizer. Open the cover to remove the smell caused by materials from the product, package, stock and transportation.
5. Wash and shake the goods to remove drips before putting into the sterilizer. Choose the mode as needed.
6. It's recommended to Dry then Sterilize (AUTO mode) as the bacteria is easy to breed in the wet environment.


## Attention

1. Don't place the product near fire sources.
2. Keep the appliance out of reach of children.
3. Please ask technical staff or engineer to repair the appliance in order to avoid an electric shock if power cord is damaged.
4. Ensure the current voltage match the one shown on the appliance before using.
5. To avoid suffocation, please keep the PE plastic bag out of reach of children.
6. This appliance is only for household usage.  
Please don't open the door of the product when it is functioning.

# CONTROL



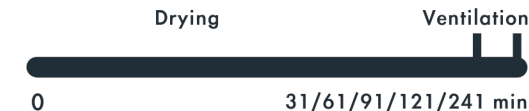
**STERILIZE**



**Only Sterilization**  
6/11/16/21 mins sterilization 1 min air exchange



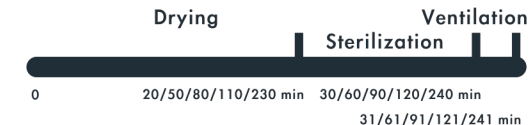
**DRYING**



**Only Drying**  
31/61/91/121/241 mins drying 1 min air exchange



**AUTO**



**Sterilization and drying**  
20/50/80/110/230 mins drying 10 mins sterilization  
1 min air exchange

# Replacement



**Cut Off Power**

**Cool Down the Light**

Remove the lamp cover by tools carefully.  
Rotate the UV lamp 45° and remove it.  
Put the new UV lamp into the holder and  
rotate 45° backwards.



**12mon**

UV lamp is suggested to be replaced  
each 12 months.

**3mon**

Filter is suggested to be replaced  
each 3 months.

# Clean



Cut off the  
appliance



No  
detergent



DO NOT pour  
water directly



Wipe  
by cloth

**UV MULTI**  
**Sterilizer and Dryer**

**Model No.: CP-UV01**

**Main materials: ABS+Stainless Steel**

**Appliance Standard: GB4706.1-2005/GB17988-2008**

**Al Quoz Industrial Area 1, 5a St. , Warehouse No. 5**

**+971-4-3444529    [www.climateplus.ae](http://www.climateplus.ae)    [sales@climateplus.ae](mailto:sales@climateplus.ae)**